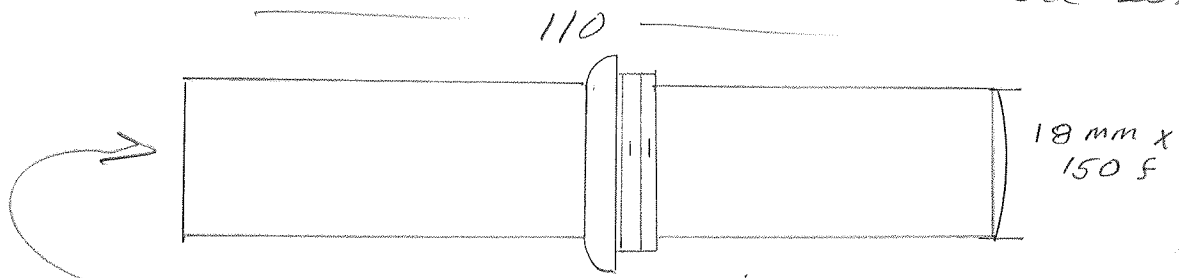
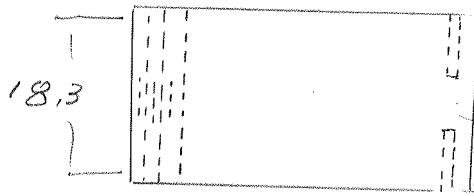


Noell Wilson  
20 Dec 2013



3 Power Erect scope

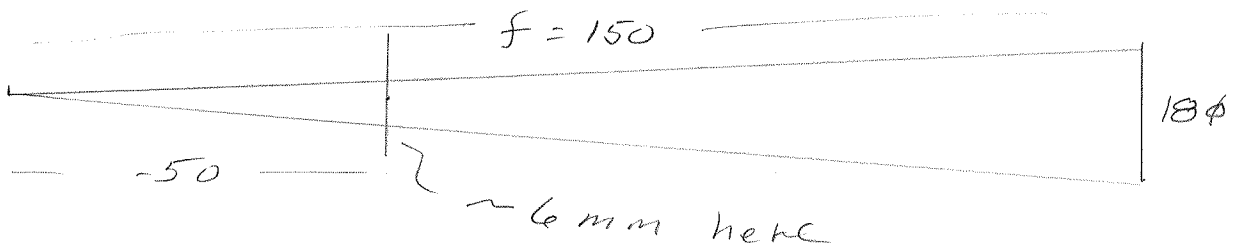


eye piece  
lens

$$3 = \frac{150}{f_{eye}}$$

$$f_{eye} = -50 \text{ mm}$$

~7 mm Aperture



- Should I try for an 18 mm eye piece or a 6 to 8 mm diameter?
- If the smaller, the DCV (double concave) has a -52 and -49 that looks good. The ACH (Achromat) has a -53, -49, and -45. The ACH corrects the focus of different colors. Is this an advantage or disadvantage?

PCV  
12.5X -42  
15.0X -39  
6.0X -65  
8.6X -100

DCV  
12.5X -55  
10.9X -52  
6.7X -49  
16.5X -39

NMV  
12.0X -56  
8.1X -56  
7.4X -56  
15.8X -44

ACH  
12.5X -53  
9.5X -49  
7.0X -45